

UNLOCKING THE POWER IN EVERY COMPUTER

ADHX 35-6 [35kW]

Active Rear Door Heat Exchanger

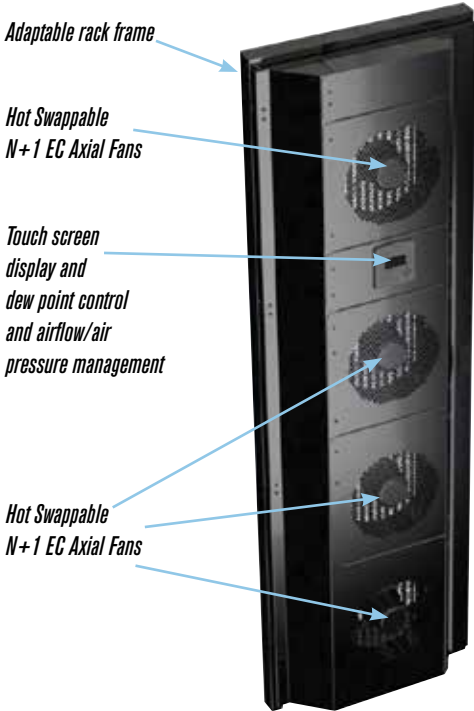
- Ultra-efficient
- Built-in redundancy
- Plug and play installation



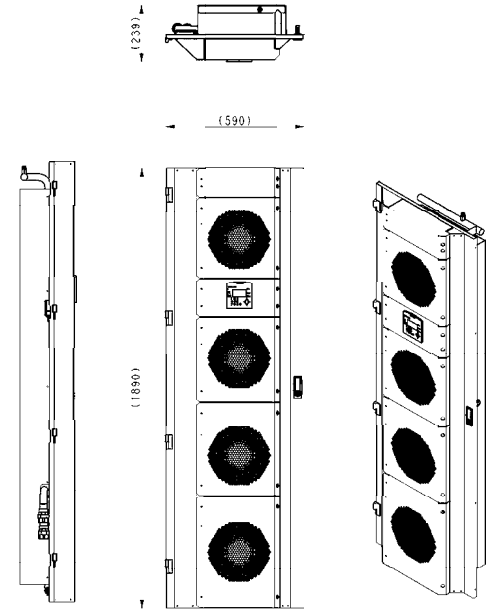
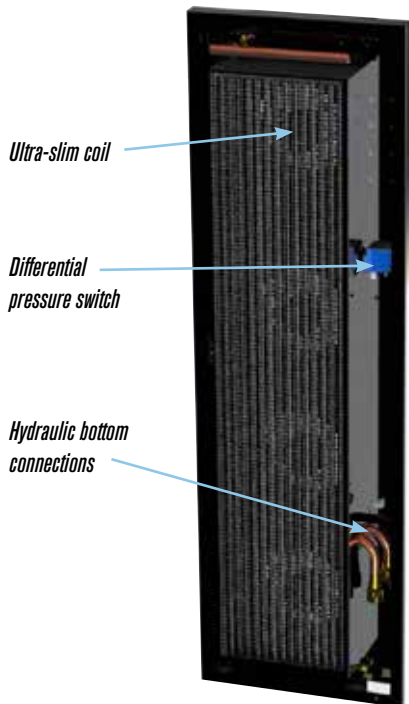
KEY SYSTEM FEATURES

Top performance and reliability at your fingertips.

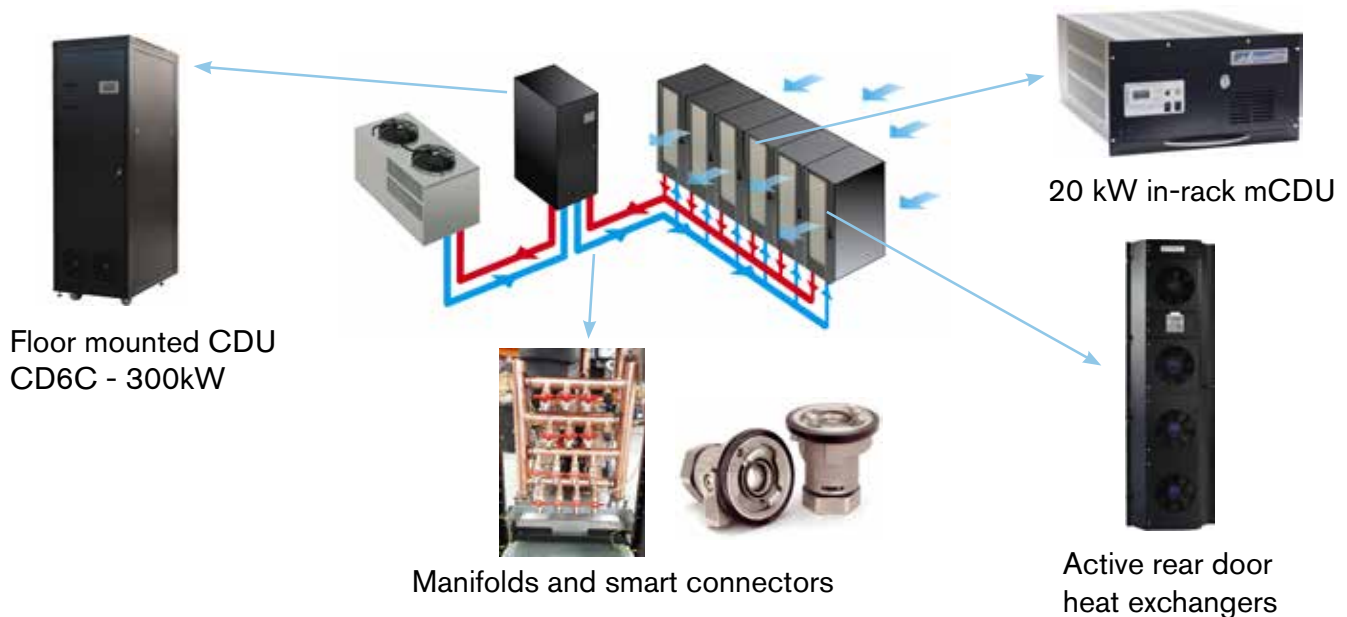
FRONT VIEW



REAR VIEW



COMPLEMENTARY PRODUCTS AND ACCESSORIES



TECHNICAL DATA

	PHYSICAL DATA	
	Shipping data	Installed on rack
Unit dimensions (width x height x depth)	745mm x 2110mm x 300mm 29.3" x 83.1" x 11.8"	600mm x 1965mm x 280mm 23.6" x 74.2" x 39.4"
Weight	90 kg (200 lb)	Dry 78 kg (170.5 lb); Wet 85 kg (187 lb)
Pipe connections	1" BSP Female supply and return	

ELECTRICAL DATA	
Power Supply	110-230v, 50Hz/60Hz 1-phase + earth
Recommended Fuse rating	5 Amps (Controls circuit 24V, 20 Amps)
Typical nominal power	550 W (maximum)
Communication	Serial port RS485/RS232; optional Ethernet (V100-17-ET2 and CANbus (V100-17-CAN))

PERFORMANCE	
Fan operation setup	4 Fans, N+1 Hot swappable
Fluid flow	80 l/m (21 GPM) max. Flow; 10 Bar (145 Psi) max. Nominal @ 60 l/m (15.85 GPM) at 16°C (61°F), 22°C (72°F).
Duty (at nom. conditions)	35kW
Airflow	Max Air Flow 6500 m ³ /Hour (3825CFM)
Fluid temperature	ASHRAE W1 to ASHRAE W4

ADHX DUTY SELECTION CHART

		14°C INLET WATER					
		20 l/m	30 l/m	40 l/m	50 l/m	60 l/m	70 l/m
AIRFLOW 5000 m³/hr INLET AIR TEMPERATURE INTO DOOR	30° C	14.2 kW	16.1 kW	17.9 kW	18.6 kW	19.3 kW	21.0 kW
	35° C	18.6 kW	20.9 kW	23.3 kW	24.2 kW	25.1 kW	27.3 kW
	40° C	22.9 kW	25.8 kW	29.6 kW	29.7 kW	30.5 kW	33.5 kW
	45° C	27.2 kW	30.5 kW	33.8 kW	35.0 kW	36.6 kW	39.3 kW
	50° C	31.4 kW	35.2 kW	38.9 kW	40.3 kW	41.7 kW	45.2 kW
	55° C	35.6 kW	39.7 kW	43.9 kW	45.4 kW	47.0 kW	50.9 kW



WHY LIQUID COOLING?

- ◆ Delivers high performance and resilience
- ◆ Power usage effectiveness as low as 1.033
- ◆ Efficiency as high as 14.11 GFlops/watt
- ◆ The cooling solution of choice for most IT manufacturers

WHY SERVERCOOL?

Since the 1990s, ServerCool has worked with some of the most prestigious and demanding organizations to provide innovative cooling solutions. Our products are proven and our coolant distribution unit has an impeccable pedigree. Our United States and European manufacturing facilities are at the pinnacle of operational excellence. Lean, agile techniques ensure short lead times, high quality and sustainable performance.

Our ability to deliver is unequalled. We have a multicultural, global engineering team that operates in research and development facilities in the United States, China and Europe. Plus, we feature the widest global service and partners network.

ServerCool products are found on the Tsubame 3.0 supercomputer – named the greenest supercomputer on June 2017's Green 500 list.

For more information, visit our website www.servercool.com.

Contributors to

